

PPA R37

PPA Select Receiver

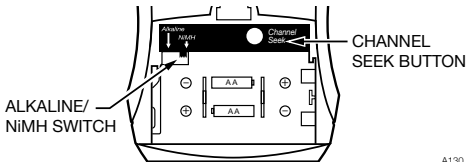
INSTRUCTIONS FOR USE AND CARE



Operating Instructions

1. Open battery compartment door on back of receiver by pressing the tab down.
2. If using rechargeable NiMH batteries, slide the Alkaline/ NiMH switch to the NiMH position. Default setting is Alkaline for non-rechargeable batteries. See Figure 1.

Figure 1: Battery selection switch



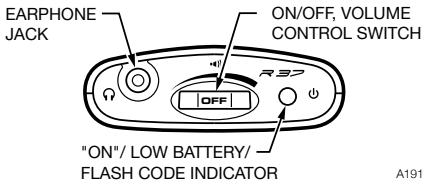
A130

3. Insert 2 AA batteries over the fabric strip. Note correct polarity (+/-).
4. Insert earphone or neckloop into the headphone jack.
5. Turn Receiver ON and adjust volume control as needed.

6. Select Channel.

- Press Channel Seek button once to search for the desired channel.
- The LED will blink while searching for an active transmitter channel.
- If multiple transmitter channels are being used, press the Channel Seek button until you locate the desired channel.
- Receiver will retain the channel setting when the unit is turned off.

Figure 2: PPA R37 Controls



A191

7. **Lock Channel:** Locate the desired channel, and then turn the power OFF. While holding the Channel Seek button, turn power back ON. See flash codes chart.
8. **Unlock Channel:** Start with the unit OFF. While holding the Channel Seek button, turn power ON. See flash codes chart.

The green LED light is used to indicate: Power, Lock or Unlock Channel status, low batteries, or absence of a transmitter. Refer to flash codes chart below.

PPA R37 LED Flash Codes

LIGHT CODE	INDICATES	DESCRIPTION
1 Blink	Channel locked	Press "Seek" remains on same channel
2 Blinks	Channel unlocked	Press "Seek" tunes to next available channel
3 Blinks	Channel unlocked- No channel present	Press "Seek" attempts to find another channel
On-Off-On-Off (continuous)	Low Batteries	Replace or recharge batteries
Fade-on, Fade-off (continuous)	No transmitter on current channel	Sleep/power save mode (extends battery life)

Belt Clip Installation

For hands-free operation of the PPA R37 receiver, use the provided belt clip to secure the unit on your belt, pocket or pants.

To Install: Position the belt clip on the rear of the PPA R37 receiver as shown in Figure 3A. Turn the belt clip 180° left or right as shown in Figure 3B. The belt clip is now installed and ready for use.

To Remove: Turn the belt clip 180° so the edge points toward the top of the unit as shown in Figure 3A. Gently pull the belt clip away from the unit to remove.

Figure 3: Belt Clip Installation

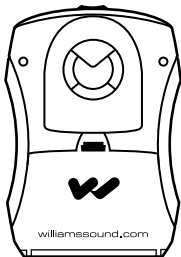


Figure 3A




Figure 3B

A132

Customer Service

If you experience difficulty with your system, call Toll-Free for Customer Assistance:

1-800-843-3544 (U.S.A.) or

+1 952 943 2252 (Outside the U.S.A.)

If it is necessary to return the system for service, your Customer Service Representative will give you a Return Authorization Number (RA) and shipping instructions.

Pack the system carefully and send it to:

Williams Sound

Attn: Repair Dept.

10300 Valley View Rd.

Eden Prairie, MN 55344



10300 Valley View Rd • Eden Prairie, MN 55344
800-328-6190 / 952-943-2252 • FAX: 952-943-2174
www.williamssound.com

Printed in the USA
©2012 Williams Sound, LLC

MAN154C

Lifetime PLUS Limited Warranty

Williams Sound products are engineered, designed, and manufactured under carefully controlled conditions to provide you with many years of reliable service.

Effective January 1, 2012, Williams Sound warrants the Personal PA® FM Listening transmitters and receivers (models PPA T35, PPA T27, PPA T36, PPA R37, and PPA R35-8) against defects in materials and workmanship under normal use and conditions for the useful lifetime of the product from date of purchase.

This warranty is available to the original end purchaser of the product and CAN BE transferred to subsequent purchasers of the product.

Microphones, earphones, headphones, batteries, chargers, cables, carry cases, and most other accessory products carry a 90-day warranty.

Williams Sound has no control over the conditions under which this product is used. Williams Sound, therefore, disclaims all warranties not set forth above, both express and implied, with respect to the Personal PA® FM Listening System, including but not limited to, any implied warranty of merchantability or fitness of use of such equipment including, without limitation, any warranty that the use of such equipment for any purpose will comply with applicable laws and regulations. Williams Sound shall not be liable to any person or entity for any medical expenses or any direct, incidental or consequential damages caused by any use, defect, failure or malfunctioning of the product, whether a claim for such damages is based upon warranty, contract, tort or otherwise, the sole remedy for any defect, failure or malfunction of the products is replacement of the product. No person has any authority to bind Williams Sound to any representation or warranty with respect to the Personal PA® FM Listening System. Unauthorized repairs or modifications will void the warranty. This warranty is void if damage occurred because of misuse, or if the product has been repaired or modified by anyone other than a factory authorized service technician. Warranty does not cover normal wear and tear on the product or any other physical damage unless the damage was the result of a manufacturing defect. Williams Sound is not liable for consequential damages due to any failure of equipment to perform as intended. Williams Sound shall bear no responsibility or obligation with respect to the manner of use of any equipment sold by it.

This warranty does not cover reimbursement for your costs of removing and transporting the product for warranty service evaluation or installation of any replacement product provided under this warranty.

The exclusions and limitations set out above are not intended to, and should not be construed so as to contravene mandatory provisions of applicable law. If any part or term of this Disclaimer of Warranty is held to be illegal, unenforceable, or in conflict with applicable law by a court of competent jurisdiction, the validity of the remaining portions of this Disclaimer of Warranty shall not be affected, and all rights and obligations shall be construed and enforced as if this Limited Warranty did not contain the particular part or term held to be invalid. The terms of the warranty are governed by the laws of the State of Minnesota.

Prices and the specifications of the products are subject to change without notice.

*For Complete Warranty Statement go to: www.williamssound.com/warranty-statement

Safety Information

HEARING SAFETY

CAUTION!

This product is designed to amplify sounds to a high volume. To protect your hearing and the hearing of others:

1. Make sure the unit is OFF or the volume is turned down before putting on the earphones.
2. Set volume level at the minimum setting you need to hear.
3. Do not allow children or other unauthorized persons to have access to this product.

BATTERY SAFETY

CAUTION!

Do not attempt to recharge alkaline or other non-rechargeable batteries, which may explode, release dangerous chemicals, cause burns, or cause other serious harm to the user or product.

MEDICAL DEVICE SAFETY

CAUTION!

Before using this product with a pacemaker or other implantable medical device, consult your physician or the manufacturer of the device to make sure that you are using this product in accordance with their safety guidelines.

Recycling Instructions

Help Williams Sound protect the environment!



Please do not dispose of equipment or used batteries in the household trash. Take the equipment to an electronics recycling center or return to the factory. Take batteries to a retail or community recycling location.

Battery Information

The PPA R37 uses 2 AA batteries. We commend using Williams Sound Alkaline batteries (BAT 001) or rechargeable batteries (BAT 026) for longer battery life than other brand batteries.

Low Battery Indicator

The “On” indicator on top of the unit will flash to indicate low battery.

Multi Charger CHG 3512

This optional charger is ideal for customers using rechargeable batteries. It will charge up to 12 receivers at one time. See our website or call us for ordering information.

Accessories

To order accessories including earphones and replacement earpads, batteries, and chargers, contact Williams Sound at **800-843-3544** or order on-line at: **www.williamssound.com**.

System Specifications

PPA Select (PPA R37) Receiver

Dimensions:	4.1" H x 2.85" W x 1.38" D (104 mm x 72 mm x 35 mm)
Weight:	4.6 oz (130 g) with batteries, 2.6 oz w/o batteries (73g)
Battery Type:	Two (2) AA non-rechargeable alkaline batteries (BAT 001), approx. 48 hours battery life; or Two (2) AA rechargeable NiMH batteries (BAT 026), 1500 mAh, approx. 30 hours battery life.
Operating Freq:	17 channels: 72.1, 72.2, 72.3, 72.4, 72.5, 72.6, 72.7, 72.8, 72.9, 74.7, 75.3, 75.4, 75.5, 75.6, 75.7, 75.8 or 75.9 MHz*.
Indicators:	Power on: Bright Green. Low Battery: Flashes.
Receiver Antenna:	Integral with earphone/headphone cord
Output Connector:	3.5 mm stereo phone jack, accepts either stereo or mono plug
Approvals:	FCC, Industry Canada, RoHS, WEEE
Warranty:	Lifetime PLUS Limited Warranty, 90 Days on most accessories.